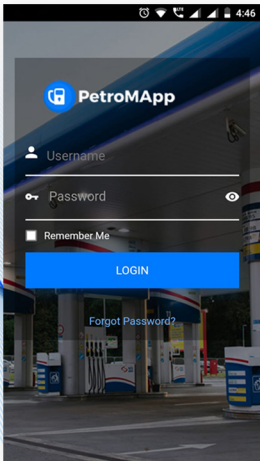


DSM Work
(DSM का काम)

1. Login

1. लॉग इन करें

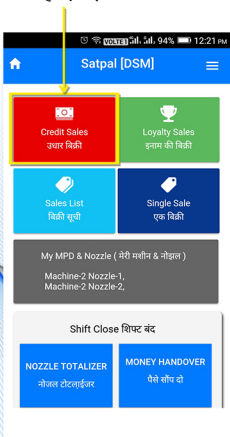


2. Credit Vehicle Entries

2. उधार वाहन प्रविष्टिया लिखें

Press here

यहां दबाएं




2. Credit Vehicle Entries

2. उधार वाहन प्रविष्टिया लिखें

Type & Select Vehicle No.

वाहन का नंबर टाइप करे और चुने




The screenshot shows the 'Credit Sales' screen in the PetroERP mobile application. The status bar at the top indicates the time is 12:02 PM and the battery level is 51%. The screen has a blue header with a back arrow on the left, the text 'Credit Sales' in the center, and a menu icon on the right. Below the header, there is a white input field with the placeholder text 'TYPE VEHICLE NO.' and a blue button labeled 'BLANKET' to its right. A yellow arrow points from the text above to the input field, which is also highlighted with a yellow border.

2. Credit Vehicle Entries

2. उधार वाहन प्रविष्टिया लिखें

Type & Search Blanket Vehicle No.

वाहन का नंबर टाइप करे और blanket वाहन संख्या खोजे

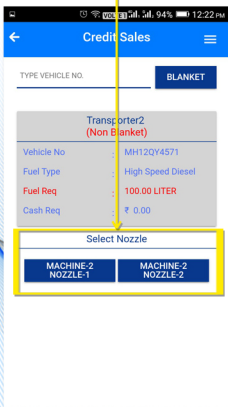


The screenshot shows the 'Credit Sales' screen in the PetroERP mobile application. The top bar is blue with a back arrow on the left, the text 'Credit Sales' in the center, and a menu icon on the right. Below the bar is a search area with a white input field labeled 'TYPE VEHICLE NO.' and a blue button labeled 'BLANKET'. A yellow arrow points to the input field, and a yellow border highlights the entire search area.

2. Credit Vehicle Entries

2. उधार वाहन प्रविष्टिया लिखें

Select Nozzle
नोजल का चयन करें



TYPE VEHICLE NO. **BLANKET**

Transporter2
(Non Blanket)

Vehicle No	: MH12QY4571
Fuel Type	: High Speed Diesel
Fuel Req	: 100.00 LITER
Cash Req	: ₹ 0.00

Select Nozzle

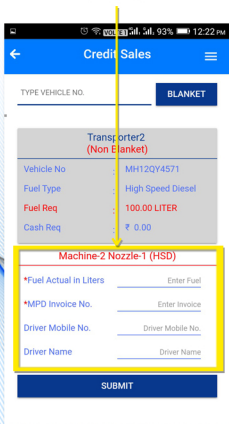
MACHINE-2 NOZZLE-1	MACHINE-2 NOZZLE-2
-------------------------------	-------------------------------

2. Credit Vehicle Entries

2. उधार वाहन प्रविष्टिया लिखें

Fill Detail

डिटेल भरे



TYPE VEHICLE NO. BLANKET

Transporter2
(Non Blanket)

Vehicle No : MH12QY4571

Fuel Type : High Speed Diesel

Fuel Req : 100.00 LITER

Cash Req : ₹ 0.00

Machine-2 Nozzle-1 (HSD)

*Fuel Actual in Liters Enter Fuel

*MPD Invoice No. Enter Invoice

Driver Mobile No. Driver Mobile No.

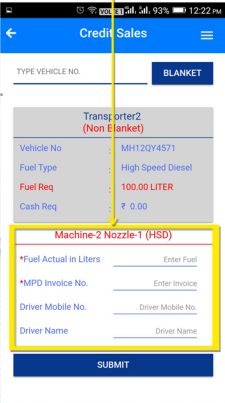
Driver Name Driver Name

SUBMIT

2. Credit Vehicle Entries

2. उधार वाहन प्रविष्टिया लिखें

Fill Detail डिटेल भरे



TYPE VEHICLE NO. BLANKET

Transporter2
(Non Blanket)

Vehicle No : MH12QY4571

Fuel Type : High Speed Diesel

Fuel Req : 100.00 LITER

Cash Req : ₹ 0.00

Machine-2 Nozzle-1 (HSD)

*Fuel Actual in Liters Enter Fuel

*MPD Invoice No. Enter Invoice

Driver Mobile No. Driver Mobile No.

Driver Name Driver Name


SUBMIT

3. Add Loyalty Vehicle Entries

3. उपहार वाहन प्रविष्टिया लिखें

Type & Search Mobile No. of Loyalty driver

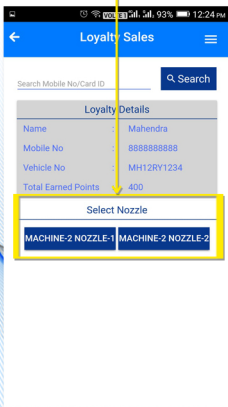
मोबाइल नंबर टाइप करे और खोजे



3. Add Loyalty Vehicle Entries

3. उपहार वाहन प्रविष्टिया लिखें

Select Nozzle
नोजल का चयन करें



Search Mobile No/Card ID

Loyalty Details

Name	: Mahendra
Mobile No	: 8888888888
Vehicle No	: MH12RY1234
Total Earned Points	: 400

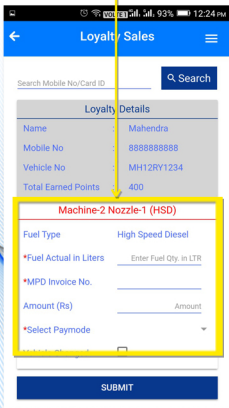
Select Nozzle

3. Add Loyalty Vehicle Entries

3. उपहार वाहन प्रविष्टिया लिखें

Fill Detail

डिटेल भरे



Search Mobile No/Card ID

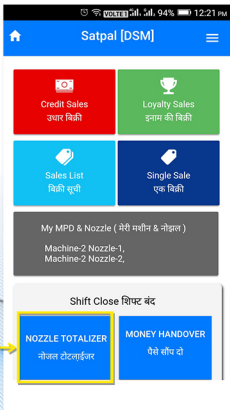
Loyalty Details	
Name	Mahendra
Mobile No	8888888888
Vehicle No	MH12RY1234
Total Earned Points	400

Machine-2 Nozzle-1 (HSD)

Fuel Type	High Speed Diesel
*Fuel Actual in Liters	<input type="text"/> Enter Fuel Qty. in LTR
*MPD Invoice No.	<input type="text"/>
Amount (Rs)	<input type="text"/> Amount
*Select Paymode	<input type="text"/>

4. Fill Nozzle Totalizer (For Every Nozzel End Reading)

4. नोज़ल कुल भरना
(हर नोज़ल के अंतिम रिडींग के लिये)

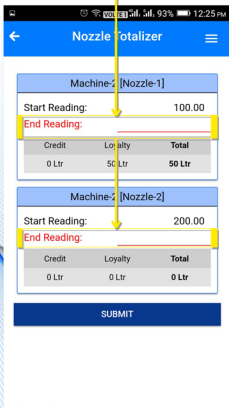


Press here
यहां दबाएं

4. Fill Nozzle Totalizer (For Every Nozzel End Reading)

4. नोज़ल कुल भरना
(हर नोज़ल के अंतिम रिडींग के लिये)

Fill Detail
डिटेल भरे



Machine-2 [Nozzle-1]

Start Reading: 100.00

End Reading:

Credit	Loyalty	Total
0 Ltr	50 Ltr	50 Ltr

Machine-2 [Nozzle-2]

Start Reading: 200.00

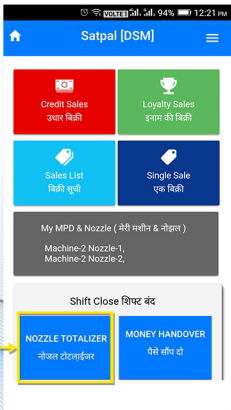
End Reading:

Credit	Loyalty	Total
0 Ltr	0 Ltr	0 Ltr

SUBMIT

4. Fill Nozzle Totalizer (For Every Nozzel End Reading)

4. नोज़ल कुल भरना
(हर नोज़ल के अंतिम रिडींग के लिये)

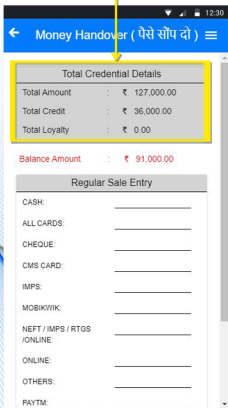


Press here
यहां दबाएं

5. Money Handover

5. पैसे सौंप दो

Details of Sale बिक्री का विवरण



← Money Handover (पैसे सौंप दो) ≡

Total Credential Details	
Total Amount	: ₹ 127,000.00
Total Credit	: ₹ 36,000.00
Total Loyalty	: ₹ 0.00


Balance Amount : ₹ 91,000.00

Regular Sale Entry	
CASH:	_____
ALL CARDS:	_____
CHEQUE:	_____
CMS CARD:	_____
IMPS:	_____
MOBIKWIK:	_____
NEFT / IMPS / RTGS / ONLINE:	_____
ONLINE:	_____
OTHERS:	_____
PAYTM:	_____

5. Money Handover

5. पैसे सौप दो

Fill Detail
डिटेल भरे



← Money Handover (पैसे सौप दो) ≡

Regular Sale Entry

CASH:	_____
ALL CARDS:	_____
CHEQUE:	_____
CMS CARD:	_____
IMPS:	_____
MOBIKWIK:	_____
NEFT / IMPS / RTGS /ONLINE:	_____
ONLINE:	_____
OTHERS:	_____
PAYTM:	_____
RTGS:	_____
UPI:	_____

SUBMIT